

Learn basic drawing and painting skills, sketching and composition, digital painting and 3d animation all in one creative program!

IN THE STUDIO

with Jon Knowles

In The Studio with Jon Knowles is an instructional art program unlike any ever produced. Jon Knowles, creator of various award winning productions, will take viewers into the worlds of traditional art and digital computer technology.

Developing strong drawing skills is the heart of Jon's teaching philosophy. His goal is to emphasize fundamental concepts in drawing and painting while utilizing the latest in graphic software. This combination of skills is essential for success in the graphics business.

Episodes are project based and include hours of on camera instruction and production, helping the viewer to better understand the sometimes difficult task of digital illustration, animation and special effects.



In the Studio (all 13 episodes)
Plus Teachers Guide
769-000....(video)....\$179.95

EPIISODE 1
Drawing the Human Face

The first episode of the series illustrates how to draw the face of a girl from a black and white photograph. Professional artist Jon Knowles does a quick, seven minute sketch and scans the drawing into the computer. After a brief discussion of 2-D graphics painting programs, Jon "digitally" paints the rough sketch he previously created.

769-001....(30 min video)....\$19.95

EPIISODE 2
Cartooning

Creating original, humorous drawings is the goal of this show. Jon starts with all of the basic shapes and discusses the necessity of exaggeration and minimization. The features are drawn and studied with a focus on expression and character traits. After the design is completed, Jon scans and paints the cartoon using Painter, and Adobe's Photoshop.

769-002....(30 min video)....\$19.95

EPIISODE 3
Caricatures

Using photographs, Jon discusses "observation." Looking at a person's face and breaking down the components is a skill that can be learned by anyone. Jon draws a self portrait in caricature from a photograph. The final color touches are applied with the help of Photoshop and Painter.

769-003....(30 min video)....\$19.95



EPIISODE 4
Character Design

In this episode, Jon conceives and creates original characters that are used in an actual production. Looking at age, race, history and visual reflection, Jon sketches, details, scans and paints the character.

769-004....(30 min video)....\$19.95

EPIISODE 5
Dynamic Anatomy

A brief anatomic overview is presented and discussed through drawing and studying both male and female models. Skeletal and muscular systems as well as light and shadow are discussed in this session as Jon paints a monochromatic figure using two light sources.

769-005....(30 min video)....\$19.95



EPIISODE 6
Photorealism

In order to create "photorealistic" artwork, one must study photographs. Jon talks about the use of a variety of tones by studying a black and white photo. He creates a photorealistic pencil drawing, complete with blurred background, soft edges and tight detail. The photorealistic work of artist Daniel Moore is viewed and discussed as well.

769-006....(30 minvideo)....\$19.95



Call 888.823.9977 to order!



EPISODE 7

Graphic Design and Illustration

Layout and composition is the focus as Jon creates a magazine cover and title page using Quark. Taking individual elements and organizing them into a coherent design is the fundamental goal of the lesson. The images on the cover are created in Painter, modified in Photoshop and they are then imported into Quark for final layout.

769-007....(30 min video)....\$19.95

EPISODE 8

Storyboards and Sequential Art

Movies, comic books and television commercials all start with a script and storyboard. Jon writes a short scenario for a 30 second national television spot and you'll get a first hand look from the initial concept to final storyboard production. You'll see the techniques of point of view, camera movement, lighting and direction addressed in this show.

769-008....(30 min video)....\$19.95

EPISODE 9

Special FX



This episode is a "tips and tricks" show that includes artistic techniques on a variety of subjects. Jon starts with reflective textures in pencil, then moves on to rough, bumpy surfaces. Students learn how to draw a detailed water drop, complete with reflections and refractive properties. Jon then enters the digital world by creating glowing and flaring effects in Photoshop. The final segment is "digital compositing:" using a green screen to blend real and virtual elements into a scene.

769-009....(30 min video)....\$19.95

EPISODE 10

3-D Animation and Computer Graphics

State of the art hardware and software are implemented in this cutting edge episode of "In the Studio." Using Discreet's 3-D Studio Max, Jon demonstrates the creative power of computer generated images. Beginning with a logo concept, Jon models, maps, lights and animates a full 3-D generated logo flyby. In addition, character creation and lip-syncing are also discussed and demonstrated.

769-010....(30 min video)....\$19.95



EPISODE 11

Painting

Understanding the different kinds of paints and characteristics of each is the heart of this episode. In addition Jon discusses the various types of brushes and their uses as well. The project for this episode is sketching a portrait on a canvas and blocking in the skin tones with acrylics.

769-011....(30 min video)....\$19.95

EPISODE 12

Web Design

Jon discusses the vast opportunity that the internet represents and how some basic web design knowledge can get one's work seen by millions of people. He builds a very basic web page using Photoshop and Dreamweaver to add text, graphics and links.

769-012....(30 min video)....\$19.95



EPISODE 13

Hardware and Software



It can be very confusing for a beginning digital artist. The vast array of system configurations make purchasing and learning software a very serious investment. Jon walks through several of the most popular and powerful graphic packages available. From desktop publishing to full 3-D animation, the software is discussed and briefly demonstrated.

769-013....(30 min video)....\$19.95



**Call
888.823.9977
to order!**

769-014....(GuideBook)....\$10.00

The World's First 3D Animated Art Teacher



What happens when you put the worlds best art teacher in an interactive and creative world?

You get DOODLE!

Overview:

Doodle is a unique approach to the traditional art class. As the world's first 3-D animated art teacher, Doodle shares the skills and techniques necessary for a grounding in the arts, and his funny style appeals to the audience being introduced to art for the first time. Doodle teaches fundamental art concepts, vocabulary, techniques and art history in a way that is fresh and unassuming. During a wacky adventure in Doodle's studio, students forget any fears and apprehensions they may have about their drawing abilities, because Doodle and his friends have the power to make viewers realize their own potential. Doodle believes that every one of his students, no matter the age, has the ability to draw better.

Details:

Kids just love to draw, and Doodle makes art even more enjoyable. Each lesson is approximately 15 minutes in length. A Guidebook with lesson outlines are available for each lesson to further strengthen the creative and learning process. Based on the National Standards for Arts Education, this series is best suited for children from 2nd through 6th grades.



Episode 1 - Drawing Faces

Doodle will demonstrate several techniques that will make drawing faces easy and fun. Children will learn facial proportions and study the eyes, nose, mouth and hair. They will then take a visit to the museum to view the Mona Lisa and explore the masterpieces of Leonardo da Vinci. An internet site about Leonardo's life is explored through Meg, the computer.



Episode 2 - Cartooning & Caricatures

Doodle and Dabney explain step by step all of the aspects that make up cartoons, from line weight to style. A special guest appears on the show, Frank Cummings, who demonstrates how easy it is to draw cartoons and caricatures. Doodle also teaches the process of inking and scanning sketches into a computer where they are digitally painted. Dabney explores the work of Roy Lichtenstein in the Museum.



Episode 3 - Color

Doodle teaches children how to obtain a better understanding of color, value, hue, and contrast. A game show format is used to reinforce kids' knowledge of primary colors as well as mixing colors. The work of Claude Monet is studied in the Museum. Warm and cool colors will also be explored.



Episode 4 - Painting

In this episode Doodle and Dabney will take the class back in time to study the history of painting. The different types of paints such as oils, acrylic and watercolors will be discussed. A special guest artist Linda Vance appears on the show to demonstrate the various types of brushes and painting techniques. The works of Rembrandt is studied in the museum.

Doodle Art Video Series





DOODLE!


www.doodlestudio.com



Doodle Home School Curriculum

Includes: all 10 lessons on 2 Videos, 1 Teachers Guide and 1 Doodle Activity Book.

755-000 - \$89.95



Doodle Teachers Guide

This guide contains step by step instructions to the entire 10 set video series- DOODLE.

It has lesson plans to each episode, art history lessons, art vocabulary and activity sheets.

755-1 - \$10.00



Episode 5-Drawing The Human Figure

Drawing the Human Figure begins with a study of the human skeletal and muscular system. Proportion and foreshortening is also studied, with a live figure drawing session following. A trip to the museum reveals the work and life of Michelangelo.



Episode 6-Comic Book Art

Building on the figure drawing foundation, the young artist will learn how to tell a story with sequential panels, camera view, and perspective. Action and expression all play a role in creating an exciting world for the reader. Special guest artist Jon Knowles demonstrates these techniques in the creation of a comic book panel. The work of Jack Kirby is studied in the museum.



Episode 7-Light & Shadow

Children will gain an understanding of how light and shadows influence objects and how to reproduce this effect when drawing from still-life's. Doodle teaches the importance of values as children get a chance to practice using a variety of tones in their artwork. A special guest artist, Daniel Moore, explains the techniques he uses in creating photo-realistic paintings.



Episode 8-Perspective

The rules of perspective are outlined as Doodle teaches how to master one, two, and three point perspective. Examples of each are demonstrated through entertaining animation and drawings. Even young children will be able to understand and learn from Doodle's examples. The work of M.C. Escher is explored in the Museum.



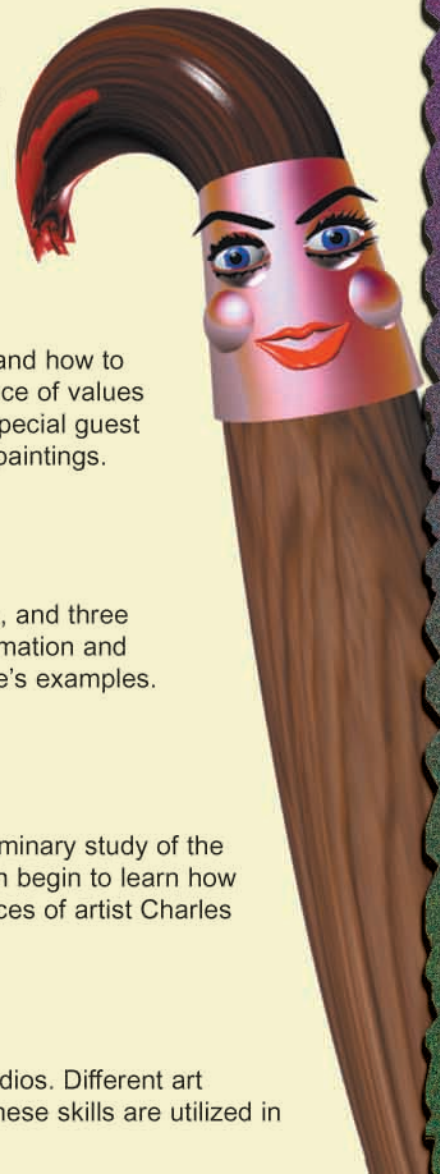
Episode 9-Drawing Animals

Doodle will take kids to the zoo to study and sketch animals of all kinds. A preliminary study of the skeleton will train the students to identify the underlying structure. They will then begin to learn how flesh out the animal of their choice. A trip to the museum to view the masterpieces of artist Charles Frace.



Episode 10-Careers In Art

Doodle and Dabney take a field trip to visit actual artists at work in their own studios. Different art careers will be explored to give the young artist a better understanding of how these skills are utilized in everyday life.



Doodle Art Video Series


Doodle!

www.doodlestudio.com



Doodle Home School Curriculum

Special Bonus:
Order the 2-pack and get
Episode 3: COLOR
free!



Doodle Video 2 pack

755-000 - \$79.95

The Doodle! Video 2 Pack is a great way to get a feel for the video series. It contains two great episodes of Doodle: **Drawing Faces & Cartooning and Caricatures**.

Also includes: The **Doodle! Guidebook** which contains additional step by step instructions, art history, vocabulary and fun activity sheets for episodes I & II.

SPECIAL BONUS Order the 2 pack and get Episode 3: **Color**, free!

Upgrade your three pack to the entire 10 episode Doodle! Series
(Teacher Guide and Activity Book included)


44281-3....(2 Pack Video)...\$19.95

44281-4....(Series Upgrade)...\$59.95

Doodle Activity Book

The Drawing with Doodle Activity Book is an add on to the Doodle video series. It contains worksheets that will allow you to build on the techniques and skills you have previously learned. The activity book is designed to be used in conjunction with the video series, but its easy enough to be used as a stand alone workbook.

The book contains fun to color scenes, drawing exercises and much, much more. Kids will need a sharp pencil, fine tipped black marker, a ruler, crayons or colored pencils and an eraser.



44280-1....(Workbook)...\$3.95

Doodle Interactive CD



The Doodle Interactive CD-ROM is a great way to learn fundamental art skills. The CD contains one episode of the award winning Doodle! series. In this lesson, Doodle demonstrates the steps involved in drawing the human face. The viewer can follow along step-by-step with Doodle by using either the included computer drawing program or on paper. The CD also includes, a printable user guide with activity sheets, as well as many interactive, online activities.

System Requirements: • Windows® 95,98 or NT 4.0 • Pentium 166 Mhz
• 32 MB RAM • 20 MB Hard Drive Space • Double Speed CD ROM
• Windows® 95 and above-Compatible Sound Card

Mac- MAC OS 8.1 or later • Power PC • 32 MB Ram • CD-Rom • 200MB free space on Hard Drive.

44282-0....(Cd-Rom)...\$14.95



Doodle Art Video Series

Call 888.823.9977 to order!



The Jon Knowles
QUICK DRAW
SYSTEM

Introducing the newest art series from Interlight Studios: The Jon Knowles Quick Draw System. Module 1, **Draw Faces Now!**, is a program for you to improve your drawing skills. Amaze and inspire your friends and family the next time you draw by using the techniques taught by Jon Knowles in this production.

With this video, learn the skills needed to draw anything - even faces! In a classroom setting, artist Jon Knowles will guide you through **Boot Camp** where you will learn to train your brain to "see" and think like an artist. Then learn Jon's exclusive 10-Step process to Draw Faces Now! Students' drawing skills will improve instantly and dramatically. Following the step-by-step lesson, a new portrait is drawn from start to finish to reinforce the drawing skills of Draw Faces Now!

Draw Faces Now! Includes: 1 hr. 15 minute instructional video tape, 32 page user guide, four boot camp exercises, 10-Step overview chart, five high quality B & W prints to sketch from, A completed portrait with the artist's comments, practice sketch pages, two sketching pencils, and a kneaded eraser.



www.drawfacesnow.com

THUMBNAIL PICTURES FROM GUIDEBOOK

Our DFN Guide Book is packed full of useful info. It contains step by step instructions, boot camp exercises, activity sheets, and practice photos. This guide is so good it's worth the price of the whole program itself.

<p>TOOLS AND SUPPLIES</p>	<p>SCALE THE WALL!</p>
<p>Tools Usage Sheet</p>	<p>Tonal Scale Sheet</p>
<p>Practice the Features</p>	<p>Step-by-Step</p>

44285-0...(DFN)...\$19.95

Call 888.823.9977 to order!

Actual Photo	Student drawing prior to DFN Course	Same Student drawing after 1 hr DFN Course	Student drawing prior to DFN Course	Same Student drawing after 1 hr DFN Course

DFN Only \$19.95

Coming Soon!



Module 2

Module 3



Jon Knowles Quick Draw System Series